



---

Download



[Kali Nethunter Phone](#)



---

[Kali Nethunter Phone](#)



---

Kali Nethunter Phone Download And Install Prepare your phone ahead of time Before you download and install Kali NetHunter on your Android device, it has to be rooted with a program like SuperSu.. Download Kali NetHunter Once thats done, you should extract the Zip file Then go to dataapp and install the apps present in that folder one by one.. Kali Nethunter Phone Password You Set Kali Nethunter Phone Free Storage On You also have to have the BusyBox app installed from the Google Play Store.


1. [kali nethunter phone](#)
2. [best kali nethunter phone](#)
3. [best phone for kali nethunter 2020](#)

Copy all the files and paste into systembin (Note: If you dont see the folder or content in filescripts, open NetHunter app and then close it and check again) Open the Nethunter App and Go to the Kali Chroot Manager and install the Minimal Chroot.. Read more: Is Android really just Linux However, some enterprising users have found a way to install Kali NetHunter on most Android devices.. The developers behind the ROM made it so it would work on Googles older Nexus smartphones, along with older OnePlus phones and some older Samsung Galaxy phones.. Trending Articles The best Android phones (August 2020) by Eric Zeman August 3, 2020 143536 shares 15 best Android emulators for PC and Mac of 2020 by Joe Hindy August 1, 2020 7254 shares 15 best Android games available right now by Joe Hindy August 1, 2020 97474 shares You Might Like 15 Spotify tips to get more out of your Spotify Premium or free account by Nick Fernandez August 10, 2020 112 shares Python vs Java: Which language should you learn and what are the differences by Adam Sinicki August 9, 2020 148 shares How to use Google Drive: Everything you need to know by Nick Fernandez August 9, 2020 25 shares Pocket Mortys recipe guide: Full recipe list and crafting guide by Nick Fernandez August 8, 2020 38 shares Your source for all things Android About Contact Jobs Advertise Privacy Policy 2020 Android Authority All Rights Reserved.. Kali Nethunter Phone Password You Set To connect it to the Kali NetHunter GUI set it up with the following details: Alias: Kali Linux Password: The password you set before Address: 127.

## kali nethunter phone

kali nethunter phone, kali nethunter phone list, best kali nethunter phone, best phone for kali nethunter 2019, best phone for kali nethunter 2020, kali nethunter supported phones, kali linux nethunter supported phones, download kali nethunter 2020 in any phone, kali linux nethunter phone, kali nethunter vs pwn phone, kali nethunter mobile, kali nethunter device list, kali nethunter best phone, kali nethunter razer phone, kali linux nethunter best phone [Xmind For Windows 7 64 Bit](#)

0 0 1 or your Private IP Port: 5901 (Depends on display i e , for display 2, Port will be 5902 and so on) Username: root Did these methods work for you Let us know in the comments How To Comments Read comments Please enable JavaScript to view the comments powered by Disqus.. Keep in mind this method is very unofficial so you will be installing this program on your phone at your own risk.. How to install Kali NetHunter Once your phone is prepared, go to the Offensive Security website and download the Kali NetHunter ROM version that corresponds to your Android version on your device.. Then to actually run Metasploit, type in the command msfconsole or open any tool which uses Metasploit.. If thats the case, then you need to also install and enable a VNC viewer as well. [Word For Mac Hyperlink Cannot Connect To Proxy Server](#)



---

[Download convert bolt size to metric for android](#)

## **best kali nethunter phone**

[Downloading Adobe Flash For Mac](#)

Sunday Giveaway Google Pixel 4a international giveaway August 9, 2020 Join our Newsletter Get the very best of Android Authority in your inbox.. Kali Nethunter Phone Free Storage OnYou should also have lots of free storage on your Android device available.. Try the GUI tools in Kali NetHunter While you can now use Kali NetHunter on your rooted Android device, you may want to use its GUI tools as well.. First, open Terminal and execute the command apt-get install tightvncserver in Kali Terminal Then, to run VNC Server type in the command vncserver:1 -geometry 1280720 -depth 16 You should then be able to install and open any VNC Viewer from the Google Play Store. [Logitech Unifying Software For Mac Os X](#)

## **best phone for kali nethunter 2020**

[CIRED : 14th International Conference and Exhibition on Electricity Distribution. Pt. 1, Contributions. by Read online ebook EPUB, PRC, PDF](#)

Then open up your preferred root explorer app, and go to datadacom offsec nethunterfilesscripts.. In order to do this, either run the command msfdb init, or go into the Kali Services Tab on the main Nethunter App and set it to Start at boot.. Finally, custom ROMs like CM12 CM12 1, and CM13 are a good thing to have ready to go as well, but are not absolutely required.

34bbb28f04 [Massive Vst Ableton Mac Download](#)

34bbb28f04

[Flash Direct Download Mac](#)